

Faithful to God

Snow Quest

Table of Contents

EDITORIAL STAFF

Editor in Chief: Robin Johnston

Associate Editor, Curriculum:

Lee Ann Alexander

Children’s Editor: Chris Anderson

Primary Editor:

Shannon Wilpitz, Mandi McKibben

WRITERS

Ashley Hibbetts, Sharon Krnavek,

Melinda Poitras, Barbara Westberg,

Shannon Wilpitz, John Alan Wilson II

DESIGN

Layout: Dennis Fiorini

Artist: Dave Hill, Anthony Mitchell

Editorial: The Faith of a Child 2

Classroom Décor: Snow Quest 3

UNIT 1: BETTER THINGS

December 1, 2019	1 • The Better Plan (God’s Better Plan for Mary)	6
December 8, 2019	2 • The Better Priest (Jesus, the Better Priest)	11
December 15, 2019	3 • The Better Sacrifice (Jesus, the Better Sacrifice)	16
December 22, 2019	4 • The Better News (Jesus, the Better News)	22

UNIT 2: FAITH

December 29, 2019	5 • God Loves Faith (God Called Abraham)	27
January 5, 2020	6 • Enduring Faith (One Woman’s Enduring Faith)	33
January 12, 2020	7 • Faithful in Correction (Jonah Repented)	39
January 19, 2020	8 • Showing Our Faith (Noah Showed His Faith)	45

UNIT 3: GODLY LIVING

January 26, 2020	9 • Pursuing Holiness (Israel Wanted to Go Back)	52
February 2, 2020	10 • A Chosen Generation (Paul Let His Light Shine)	58
February 8, 2020	11 • Subject to One Another (Jesus’ Footwashing Service)	64
February 16, 2020	12 • Standing Strong in Faith (Enoch Stood Strong for God)	70

REVIEW

February 23, 2020	13 • Faithful to God	76
-------------------	--------------------------------	----



Join us on our Facebook group. Interact with editors and Sunday school teachers. Post pictures of your class. Brag on what God is doing in your class. You teach with us; now interact with us. Check out our group, “Word Aflame Primary Curriculum Teachers.”

Materials in this curriculum may only be copied for use in the local classroom. Do not reproduce, distribute, or transmit any other part of the Word Aflame curriculum in any form or by any means, including photocopying, recording, or other electronic or mechanical methods, without possessing prior documented approval from Pentecostal Publishing House, a department of the United Pentecostal Church International. To request permission, contact customerservice@pentecostalpublishing.com.

All Scripture quotations are taken from the King James Version unless otherwise noted.

Websites indicated in source citations are not intended to imply an endorsement by Pentecostal Publishing House (PPH), nor does PPH vouch for the content of these sites. Given the transient nature of online publications, it is possible a web address may no longer be active or may have been altered since the print date of this publication.

At PPH, the editorial staff would like to thank Shannon Wilpitz for her years of great service as the Field Editor of Word Aflame’s Primary level. She has done a fantastic job of equipping teachers to reach the hearts and minds of third- and fourth-grade Apostolics-in-the-making. In the coming quarters, Shannon will transition to Field Editor of the Toddler level. Meanwhile, we welcome Mandi McKibben to her new role as the Primary Field Editor. Please take time on Facebook to congratulate both women on their new roles.



Primary Teacher’s Manual

Manufactured in U.S.A., December 2019, 1322011
www.pentecostalpublishing.com • All rights reserved
 ©2019 Pentecostal Publishing House,
 36 Research Park Court, Weldon Spring, MO 63304

● What Is in the TRP Digital Downloads?

In addition to visuals and helps for each lesson, the TRP has a “General Item” folder that contains the following:

- *Attendance Chart*
- *Attendance Star Stickers*
- *Basic Timeline Visuals*
- *Classroom Décor*
- *Digital Postcards*
- *Home Connection Calendars*
- *Home Connection Devotionals*
- *JBQ Quizzes*
- *JBQ Verses*
- *Memory Chart*
- *New Birth Handout*
- *Spiritual IEP*
- *Student Information Form*
- *Teacher Training Article: “ADHD”*
- *Unit Memory Verse (MV) Handouts*

Lessons 2, 6, and 7 also have sound effects available that will assist you in the lesson. To download your digital resources, look for the code on the back of the TRP cover sheet.

Additional Bulletin Board Ideas

I Want S'MORE of Jesus

Make a giant s'more on the board using the s'more art 🍪. Using white paper, cut out marshmallows. Using brown paper, cut out graham crackers. Using black paper, cut out chocolate squares. Place them around the s'more and label them with things that help us get closer to Jesus (e.g., prayer, Bible reading, church, godly friends, worship, and so on).

There's SNOW Class Like Our Class

Make round cutouts of your students' faces and add them to snowmen cutouts. Or take a group photo, cut it out, and put it in a giant snow globe.

The Weather Outside Is Frightful . . . But Inside Our Church Is Delightful

Print a large picture of your church or church sign to mount to the bulletin board.

Offering

Take up offering in a large latte mug this quarter. Consider creating a little competition in the class with two mugs for two different teams. At the end of each class, month, or quarter, reward the team that brought the most offering.

Volunteers

Randomly selecting names as a way of choosing volunteers can help maintain order and expedite activities. This quarter, create a bucket of snowballs. Write students' names on ping-pong balls. Make extras for guests. Put them in a bucket and draw one whenever a volunteer is needed.

Facebook

Join our Facebook group: Word Aflame Primary Curriculum Teachers. Interact with editors and Sunday school teachers. Share tips and gather ideas. Post pictures of your class (with parental permission) and encourage others by posting what God is doing in your students' lives.

Note: Before posting pictures of students, get parental permission using the student information form 📄.

Ask church members (youth, seniors, parents) to sign up for a week to prepare a seasonal or theme-related snack, craft, or game for the class. Often, there are people within your own congregation who would like to help but do not know how they can.



Unit 1

Better Things

Unit Aim
Students will explain how God gave us better things through Jesus.

Unit Memory Verses
Hebrews 8:6–7

Scripture Text
Luke 1:26–38
Hebrews 1

Bible Lesson Verse
Hebrews 1:3

Bible Point
God became flesh to save us.

Life Application
I am thankful God came to save me.

THE BETTER PLAN

God's Better Plan for Mary

CORE SUPPLIES

Excite and Engage

Welcome: If you have not done so already, cut out and glue students' photos to their attendance ski passes (AP) ⬇️. Create a few guest passes. (Optional: Laminate the passes, hole-punch the tops, and attach them to lanyards.)

Attendance star stickers (AP) ⬇️, markers, offering mug(s)

Opening Activity: Each pair of students needs a roll of toilet paper, scotch tape, scissors, and a stuffed animal. You will also need a timer.

Relate and Receive

Bible Lesson: Wedding veil, angel costume (halo and/or wings), Bibles

Apply and Act

Life Application: Whiteboard and markers, activity papers (page 1), pencils, timeline poster (TRP), beanbag

Prayer and Call to Action: New Birth poster (TRP) ⬇️

Home Connection: For each student, copy the unit 1 HĈ calendar (TRP) ⬇️ and the lesson 1 HĈ devotion ⬇️. Separate the activity paper covers (AP) to send home. Prepare student information forms ⬇️ for parents to fill out as they drop off or pick up their children.

EXPANDED SUPPLIES

Worship and the Word

Worship: Suggested songs: "Winter Snow" by Audrey Assad, "Lord, I Lift Your Name on High," "Glorious Day" by Casting Crowns

Memory Work: On 4 note cards write: CIRCLE, SQUARE, ZIGZAG, and TRIANGLE. Place the cards in a gift bag. If you have not done so already, cut out and hole-punch a memory mitten (AP) ⬇️ for each student. Cut yarn or ribbon into 3-inch lengths for students to tie in one hole on their mittens.

Cut apart the two sets of Hebrews 8:6–7 phrases (TRP) ⬇️. These will be used again in lesson 2.

Bible, unit 1 MV poster (TRP), 2 rolls of tape, crayons

Reinforce and Review

Activity Paper: Activity papers (page 2), pencils

Option 1: Search the internet for how to make "flashlight hand puppets" and practice making different ones. Students will need flashlights.

Option 2: On posterboard, draw a large circle divided into 8 sections. Inside every other section, write numbers 1–4. Draw a star in the remaining four sections. (See page 10.) Mark one end of a fidget spinner with tape to create a pointer. You will need small treats or prizes.

Option 3: Select and print one set of JBQ Verses ⬇️ for students to take home. Research Junior Bible Quizzing at the website, www.najbq.com.

Teacher Devotional

Read Hebrews 1. Prayerfully consider what this passage says:

About God

As the creator of the universe, the almighty God could have been exempt from facing the pain and suffering that life can bring. Even so, He chose to manifest in the flesh and then subjected Himself to the human experience. His love and desire for our salvation was His motivation.

To You as a Teacher

We should approach each day with a thankful spirit, knowing that the God of all creation came to save each of us individually. Our actions and words should reflect a constant rejoicing in this knowledge. Daily displays of thanksgiving are in order toward the King of kings.

To Your Students

Some argue the Incarnation is a mystery. But Apostolics keep it simple: God became human to save us. What is the mystery? To students, the Incarnation does not have to be mysterious. God's love for us and our need for salvation propelled Him into this world in the form of a human. He planned and carried out our redemption before we even knew Him. A simple way to thank Him is to live for Him—the One who was born for us, who died for us, and who is coming back again for us.

CORE *(designed for a teaching period around 45 minutes)*

EXCITE AND ENGAGE

Welcome

As students arrive, invite them into the Snow Quest Ski Park. Allow them to look around the newly decorated room. Stimulate discussion:

- Who likes snow? What is your favorite thing to do in the snow?
- Who has been snow skiing, snowboarding, or ice skating?
- Have you ever made snow angels?

Distribute attendance ski passes (AP) 📄. Instruct students to sign their names and add an attendance star (TRP) ⭐ to their passes to mark their visit to Snow Quest Ski Park.

Select a volunteer to collect offering and lead everyone in saying the Bible point:
God became flesh to save us.

Opening Activity: The Big Day

Give each pair of students a stuffed animal, a roll of scotch tape, scissors, and a roll of toilet paper. Give them four minutes to create a toilet-paper wedding dress for their bride-to-be (stuffed animal). When time is called, vote on the best bridal gown.

- How long does it take to plan a wedding?
- What preparations must be made?

We (the people in the church) are called the bride of Christ. God wanted to be with His bride, but sin separated us from Him. God did not let that stop Him. He created a plan to once again be with us (His bride). It took years and years and years to prepare. One day, a young bride-to-be named Mary would have her wedding plans disrupted in order to fulfill the greatest plan of all time—the birth of Jesus Christ.

Bible Lesson Verse

“Who being the brightness of his glory, and the express image of his person, and upholding all things by the word of his power, when he had by himself purged our sins, sat down on the right hand of the Majesty on high” (Hebrews 1:3).

Luke 1:26–29

²⁶And in the sixth month the angel Gabriel was sent from God unto a city of Galilee, named Nazareth, ²⁷to a virgin espoused to a man whose name was Joseph, of the house of David; and the virgin’s name was Mary. ²⁸And the angel came in unto her, and said, Hail, thou that art highly favoured, the Lord is with thee: blessed art thou among women. ²⁹And when she saw him, she was troubled at his saying, and cast in her mind what manner of salutation this should be.

Luke 1:30–33

³⁰And the angel said unto her, Fear not, Mary: for thou hast found favour with God. ³¹And, behold, thou shalt conceive in thy womb, and bring forth a son, and shalt call his name JESUS. ³²He shall be great, and shall be called the Son of the Highest: and the Lord God shall give unto him the throne of his father David: ³³and he shall reign over the house of Jacob for ever; and of his kingdom there shall be no end.

Luke 1:34–35

³⁴Then said Mary unto the angel, How shall this be, seeing I know not a man? ³⁵And the angel answered and said unto her, The Holy Ghost shall come upon thee, and the power of the Highest shall overshadow thee: therefore also that holy thing which shall be born of thee shall be called the Son of God.

Luke 1:36–38

³⁶And, behold, thy cousin Elisabeth, she hath also conceived a son in her old age: and this is the sixth month with her, who was called barren. ³⁷For with God nothing shall be impossible. ³⁸And Mary said, Behold the handmaid of the Lord; be it unto me according to thy word. And the angel departed from her.

RELATE AND RECEIVE

Access Prior Experience: **Have you ever had to change your plans? What happened?**

Bible Lesson: God’s Better Plan for Mary (Luke 1:26–38)

Choose volunteers to play Mary and the angel. Put the veil on Mary and the halo on the angel. Stand between them. Ask students to look up Luke 1 in their Bibles.

Mary was planning to marry Joseph. Like every bride-to-be, she was probably spending all her free time planning for the big event. Ask Mary to give some details of her wedding plans (e.g., the colors, how the cake will look, what flowers she wants, and so on). **Wow! Now I am excited about your wedding too.**

Act like you heard the angel say something. **Wait, I think Gabriel wants to say something.** Gabriel whispers in your ear, and then you look sad. **Oh no. You say to Mary: I am sorry to tell you, Mary, but plans have changed. Gabriel says God has another plan.** Ask a volunteer to read Luke 1:26–29.

When Mary first saw the angel Gabriel, she was afraid. How would you act if you suddenly saw an angel appear before you?

God did not want Mary to be frightened. He sent Gabriel to her to deliver good news. Ask a volunteer to read Luke 1:30–33. **At first, this change of plan confused Mary. In her day, a woman who had a baby before marriage was considered an outcast. Family and friends would turn against her. Joseph certainly would not want to marry her.**

But God knows our thoughts before we have them. Gabriel had God’s answer to Mary’s confusion. Ask a volunteer to read Luke 1:34–35.

This was no ordinary baby, and He would not come into the world in an ordinary way. This miracle baby—the long-awaited Messiah, the Son of God, the Savior of the world, Jesus—would have a miracle birth. Mary was chosen to give birth to a promise made many, many years earlier throughout the Old Testament.

To confirm to Mary that the impossible was indeed possible, God gave Mary a sign. Ask a volunteer to read Luke 1:36–38. **Mary’s cousin, Elizabeth, who was way beyond the years of having babies (a nice way of saying she was an old woman) was also miraculously expecting a child. By this Mary would know Gabriel’s good news was true. Mary was no longer afraid to fulfill what God called her to do.**

Students take off their costumes and return to their seats.

APPLY AND ACT

Life Application: I am thankful God came to save me.

I Corinthians 2:7–8

⁷But we speak the wisdom of God in a mystery, even the hidden wisdom, which God ordained before the world unto our glory: ⁸Which none of the princes of this world knew: for had they known it, they would not have crucified the Lord of glory.

On the board write: INCARNATION. Define it as “God’s plan to send a Messiah to save the Hebrew people and the world.”

Ask a volunteer to read I Corinthians 2:7–8. **Throughout the Old Testament, God kept His better plan a secret. If the devil’s minions (the princes of this world) had understood who Jesus was, they never would have crucified Him. God waited until the perfect time to reveal His perfect plan to save humanity.**

Here was the secret: This Messiah was God Himself in the flesh. Apparently the Hebrew people had lost sight of this plan, because it had been so long between its foretelling and its coming to fruition. God has plans for our lives. Sometimes it takes a long time to see those plans finally come to pass, but we must trust Him.

- How might our lives and our world be different if God had not come to save us?
- How do we show our thankfulness? *By following God's Word and pursuing holiness*

Distribute activity papers and pencils. Lay the timeline poster (TRP) on the floor. Have a volunteer toss a beanbag onto the poster. Whichever square it lands on will be the first square students fill out on their papers. Help students brainstorm about what their plans might be for ten, twenty-five, and fifty years from now versus what God's plans for them might be at those times. Play until students have tossed the bag onto every square and all the squares on their papers are completed.

Regardless of the plans we make, God is also making plans for us. His plans are always bigger and better, and they might cause us to change our plans.

Prayer and Call to Action

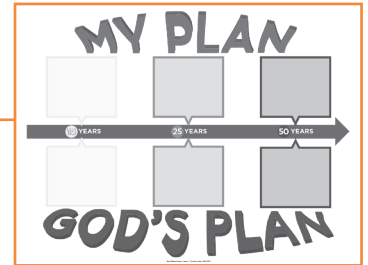
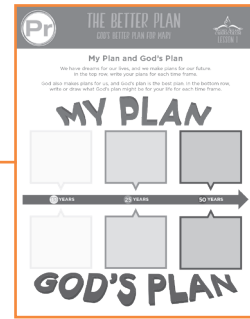
Are you willing to let God's plan become your plan? God's ultimate plan for our lives is for us to be saved. That is the whole reason He came to earth. God confirms this message by filling people with the Holy Ghost. Remember how Elizabeth was a confirmation to Mary? Well, the Holy Ghost is a confirmation to us.

Refer to the New Birth poster (TRP) and explain the plan of salvation. God made the best plan of all when He sent Jesus into the world to save us from our sins.

Lead students in a prayer of thanksgiving for God's plan for our lives. Ask Him to help us follow His plan. Be sensitive to students who want to respond to God's plan of salvation and pray for them to receive the Holy Ghost.

Home Connection

- For each student, send home a copy of the unit 1 H&C calendar (TRP) and the lesson 1 H&C devotion, or show parents the URL on the back of the activity paper so they can download it themselves.
- Send home the cover of the activity paper, showing parents how the back contains the MV posters for the entire quarter. Encourage them to post it in a visible place, like the fridge.
- Use the student information form to get contact information from parents. This will be used to establish a home connection throughout the quarter.



EXPANDED (designed for a teaching period over 45 minutes)

WORSHIP AND THE WORD

Worship

Ask students to recall how the all-powerful God came to earth. Then listen to "Winter Snow" by Audrey Assad.

Did the King of kings come with trumpets and fanfare and in wealth and power? . . . No, He came as a gentle, little baby. As you worship today, give Jesus the honor and praise He deserves. Let your worship be suitable for a king. Suggested songs:

- "Lord, I Lift Your Name on High"
- "Glorious Day" by Casting Crowns

Unit 1 Bible Verses

“But now hath he obtained a more excellent ministry, by how much also he is the mediator of a better covenant, which was established upon better promises. For if that first covenant had been faultless, then should no place have been sought for the second” (Hebrews 8:6–7).

Save the Hebrews 8:6–7 phrases for lesson 2.

The Better Plan

From the word bank, fill in the blanks to complete each sentence.

Jesus is the Messiah and came to save us from s i n.

Many Hebrews had f o r g o t t e n God's promise to send a Messiah.

Throughout the Old Testament, God's plan remained a s e c r e t.

Gabriel told Mary she would give birth to the h o l y child.

Gabriel told Mary she was highly a v ant.

I want to follow God's p l a n.

Mary was not yet m a r r i e d to Joseph.

Mary chose to t r u s t God's plan for her life.

God revealed His plan through the angel G a b r i e l.

God's plan is for us to receive the H o l y Ghost.

Elizabeth was a miraculous c o n f i r m a t i o n of God's plan.

WORD BANK

CONFESSED FAVORED PLAN FORGOTTEN SAVIOR GABRIEL SECRET HOLY SIN MARRIED TRUST

Write the circled letters to reveal the word that means "God's plan to come in flesh as the Messiah."


INCARNATION

UNIT 1 MEMORY VERSES

"But now hath he obtained a more excellent ministry, by how much also he is the mediator of a better covenant, which was established upon better promises. For if that first covenant had been faultless, then should no place have been sought for the second." (Hebrews 8:6-7)

Answers for AP


sin, forgotten, secret, Savior, favored, plan, married, trust, Gabriel, holy, confirmation
Secret word: Incarnation



See page 4 for more information on the JBQ option.

Memory Work: Hebrews 8:6–7

Have a volunteer read the unit 1 MV poster (TRP). Define words that students may not be familiar with such as *mediator* and *covenant*. **The first covenant (the Law and animal sacrifices) was not sufficient to completely remove sin. The better covenant (faith in Jesus' sacrifice on Calvary) is completely sufficient to remove sin. Therefore, it is a better covenant based upon better promises.**



Form two teams. Give each team a set of Hebrews 8:6–7 phrases and a roll of tape. Teams draw a card from the bag (circle, square, zigzag, or triangle) and then compete to be the first to tape their phrases on the wall in that shape and recite them. Play a few rounds and then challenge teams to recite the verses from memory.

Distribute memory mittens (AP) 📄. Students color them and write their names on them. Let them tie their first fringe in the unit 1 section. Collect the mittens so you can hang them.

REINFORCE AND REVIEW

Activity Paper

On the back of the activity papers, students fill in the blanks to complete the statements. Once finished, students write the circled letters in the blanks below to reveal the word that means "God's plan to come in flesh as the Messiah."

Challenge students to not only consider the plans they have made for this week but to seek to know God's plan for them too.

Option 1: Shadows and Light

Make hand puppet shadows on the wall. **It is simple to understand that the shadows and the hands are one.** Compare this to how the Old Testament foreshadowed things to come in the New Testament. **Once Jesus, the Light of the World, came, humanity finally saw God's Spirit in flesh. Jesus was the incarnation of the invisible God. They are not two separate beings any more than our shadows and our bodies are two separate beings. There is one God and Jesus is His name.**

Option 2: Circle of Thanks

Lay the prepared poster on a table. Place the fidget spinner in the middle of the poster and have students take turns spinning it. If the pointer lands on a number, the student counts around the circle starting with the student on his right until he reaches the student at that number. That student shares a reason she is thankful God came into this world, and then she receives a treat or prize. If the pointer lands on a star, the spinning student shares why he is thankful, and then he receives a treat or prize.

Option 3: JBQ Introduction

Introduce the concept of Junior Bible Quizzing. Hand out one set of JBQ Verses 📄. Explain that each week, a fun activity will help students review the material.

Option: If you have some JBQ games for the upcoming quarter prepared, show students some activities they will be playing.